

LGMG

A43JE

ARTICULATING BOOM LIFT

- Narrow, compact, and battery-powered design for quiet operation, zero emissions, and an extended battery duty cycle.
- Proportional control ensures smooth driving, precise positioning and comfortable operation.
- Self-leveling platform together with hydraulic platform rotation delivers exceptional productivity.
- Intelligent self-diagnostic system for quick troubleshooting.
- Standard rotating jib and platform for more accessibility in tight spaces.



LGMG Electric - Articulating Boom Lift

SPECIFICATIONS

| MODELS | A43JE (A13JE) | |
|-------------------------------|-----------------|--------|
| Measurements | Imperial | Metric |
| Work Height Max. | 48'8" | 15m |
| Platform Height Max. | 42'8" | 13m |
| Horizontal Outreach | 24'6" | 7.46m |
| Up and Over Height | 23'4" | 7.1m |
| Platform Length | 3'11" | 1.2m |
| Platform Width | 2'11" | 0.9m |
| Ⓐ Stowed Length | 22' | 6.7m |
| Length-Transport (jib tucked) | 17'7" | 5.35m |
| Ⓑ Overall Width | 4'11" | 1.5m |
| Ⓒ Stowed Height | 6'6" | 1.98m |
| Height-Transport | 6'11" | 2.11m |
| Ⓓ Wheelbase | 6'8" | 2.03m |
| Ⓔ Ground Clearance | 8" | 0.2m |

PRODUCTIVITY

| | | |
|-------------------------|-------------------|------------|
| Max. Platform Occupancy | 2 | |
| Platform Capacity | 440 lbs | 200kg |
| Turntable Rotation | 355° | 355° |
| Drive Speed-Stowed | 3.1mph | 5km/h |
| Drive Speed-Raised | 0.5mph | 0.8km/h |
| Gradeability | 30% | 30% |
| Max. Wind Speed | 28mph | 12.5m/s |
| Turning Radius-Inside | 7'3" | 2.2m |
| Turning Radius-Outside | 13'4" | 4.07m |
| Max.Slope | 3°/3° | 3°/3° |
| Tires Type | Solid Non-marking | |
| Tires Models | 600x190 | |
| Ground Pressure, Tyres | 229.8 psi | 1584.7 kPa |

POWER

| | | |
|------------------------|-----------------|--|
| Lead-acid Battery | 48V(8x6V),390Ah | |
| AGM Battery (optional) | 48V(8x6V),330Ah | |

HYDRAULIC SYSTEM

| | | |
|----------------------|--------|-----|
| Hydraulic Oil Volume | 6.6gal | 25L |
|----------------------|--------|-----|

WEIGHT

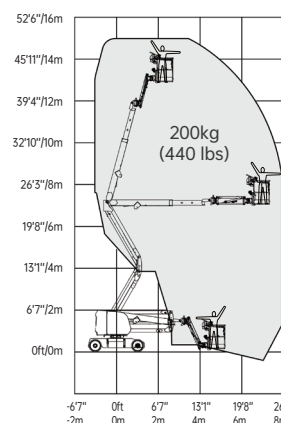
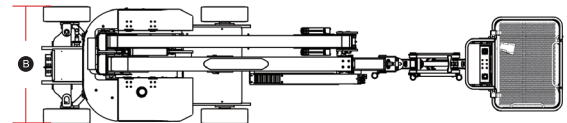
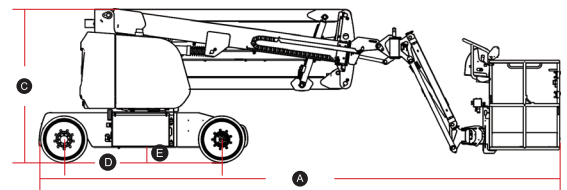
| | | |
|----------------|------------|---------|
| Machine Weight | 15,322 lbs | 6,950kg |
|----------------|------------|---------|

STANDARD FEATURES

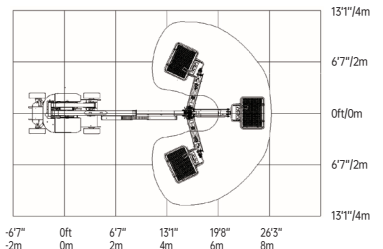
| | |
|----------------------|------------------------------------|
| Proportional control | Anti-collision protection |
| Horn/Hour meter | Auto-leveling platform |
| AC drive motor | Intelligent diagnostic system |
| Drop bar entry | Over tilt protection system |
| Power switch | Overload sensing system |
| Full-height drive | Descent alarm with flashing beacon |
| Telematics connector | Solid non-marking tires |

OPTIONAL

| | |
|----------------------|-----------------------------|
| AC power to platform | Biodegradable hydraulic oil |
| Telematics | |



A43JE Working Range



Please contact LGMG or a local dealer for more details.

LGMG reserves the right to change technical data without prior notice. All photos and pictures in this brochure are for promotional purposes only.

LGMG North America Inc.

Address: 4105 Live Oak Drive, Suite 100, The Colony, Texas 75056 United States
Email: sales@lmgna.com Tel: +1 833 288 5464

www.lmgna.com



RELIABILITY IN ACTION